

CIVIC LIFE IN AMERICA

All rankings reflect where Texas residents rank among residents in the 50 states and Washington, DC

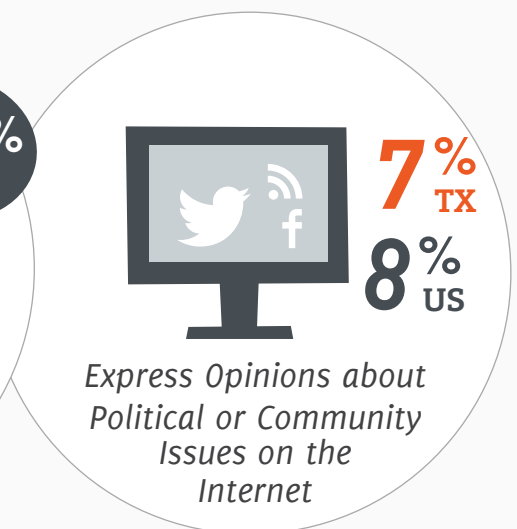
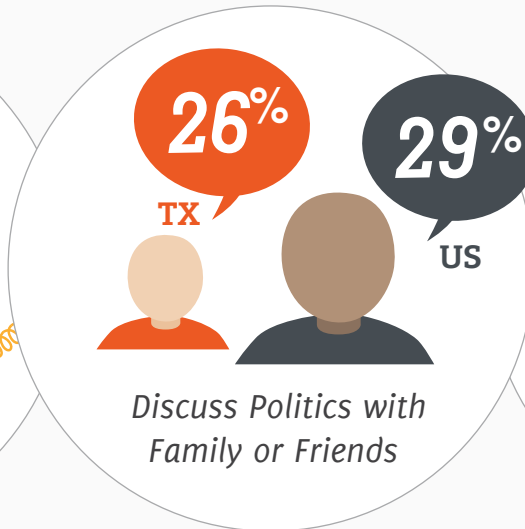
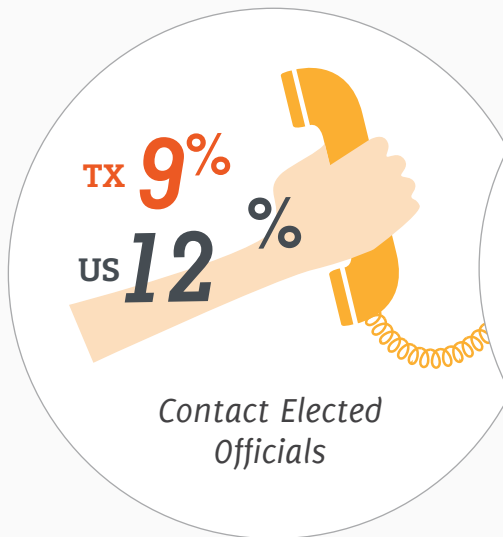


TEXAS VS. USA


Key: Texas USA Ranking in top half of states Ranking in bottom half of states

Political Action, 2011

Read the full report at www.txcivichealth.org




Texas residents are ranked 49th for contacting elected officials



Texas residents are ranked 44th for discussing politics a few times a week or more

Electoral Participation, 2010²



Texas residents are ranked 51st for voter turnout



Texas residents are ranked 42nd for voter registration

TEXAS
36%
62%



USA
46%
65%

Social Connectedness, 2011¹

TX **US**
78% **79%**



See or Hear from Friends
or Family, Whether
In-Person or Not

TX **US**
50% **57%**



Trust most or all of the
people in your neighborhood

A Few Times a Week or More Often

TX **US**
15% **14%**



Exchange Favors With Neighbors

TX **US**
43% **44%**



Talk to Neighbors

16th

Participation in Formal/Informal Volunteering, 2011²

VOLUNTEER

25%
TEXAS

42nd

Texas residents are ranked
42nd for volunteering.

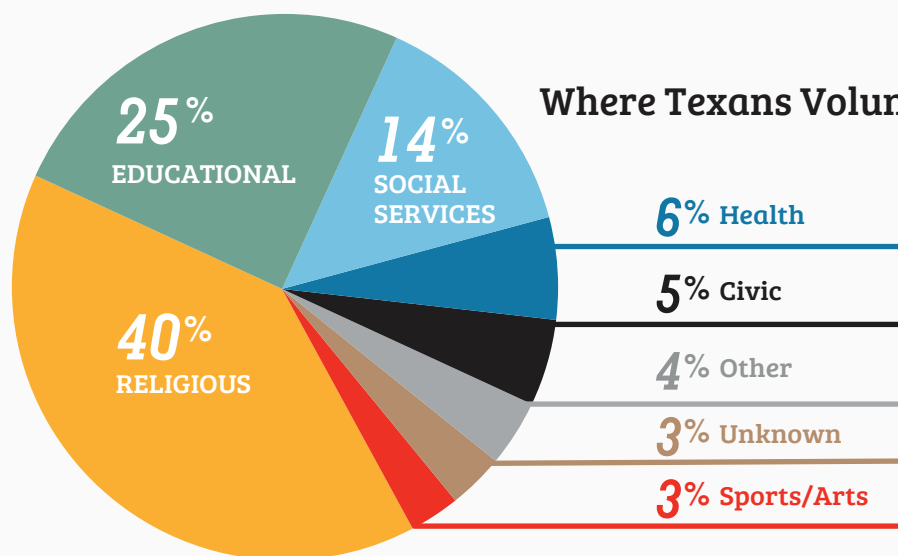
VOLUNTEER

27%
USA

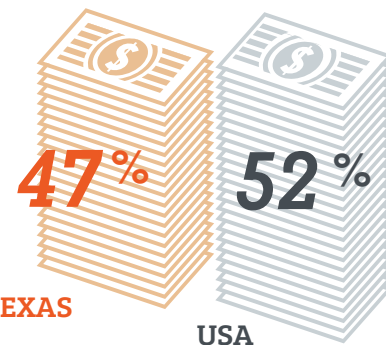
TX **US**
38% **39%**



Participation in any group or
organization ¹



Where Texans Volunteer⁴



Percentage of Texas residents
who donated \$25 or more to
charitable causes ³

SOURCES

- 2011 Current Population Survey (CPS) November Civic Engagement Supplement, according to analysis provided by the Center for Information and Research on Civic Learning and Engagement (CIRCLE) at Tufts University
- 2010 CPS November Voting/Registration Supplement, according to analysis provided by CIRCLE
- 2011 CPS September Volunteering Supplement, according to analysis provided by CIRCLE
- 2011 CPS September Volunteering Supplement, according to Volunteering and Civic Life in America website (www.volunteeringinamerica.gov)